


مِفْتَاحُ الْعَرَبِيَّةِ




GATEWAY TO ARABIC

Dr. Imran Hanza Alawiye



www.al3arabiya.blogspot.com



مِفْتَاحُ الْعَرَبِيَّةِ

GATEWAY TO ARABIC

Book Two

Dr. Imran Hamza Alawiye

For beginner learners of Arabic who have mastered the basics of reading and writing

Gender

All nouns in Arabic are either masculine or feminine, no matter whether they are humans, animals or objects. Unlike in English, there is no word for 'it' in Arabic. All nouns are referred to as 'he' or 'she'.

The following words, which are all to do with school, are divided into two lists, one of masculine words and the other of feminine words. Read the two lists out loud. What do you notice about the feminine words?

Feminine	مؤنث	Masculine	مذكر
a blackboard	 سبورة	a book	 كتاب
a table	 طاولة	an exercise book	 دفتر
a stapler	 دباسة	a pen	 قلم
a pencil sharpener	 براية	a desk	 مكتب
an eraser (rubber)	 ممحاة	a chair	 كرسي
a ruler	 مسطرة	a box	 صندوق
a bag	 حقيبة	scissors	 مقص
a ball	 كرة	a computer	 حاسوب

Did you notice how all the feminine words end in taa marbuta? (تاءً مَرَبُوطَةً) ة

Nearly all Arabic words that end with taa marbuta are feminine.

Gender

Look at the following words which are all to do with the home.

a key		مِفْتَاحٌ	a door		بَابٌ
a sofa		أَرِيكَةٌ	a house		بَيْتٌ
a fridge		ثَلَاجَةٌ	a cupboard		خِزَانَةٌ
a bed		سَرِيرٌ	a washing machine		غَسَّالَةٌ
a pillow		وِسَادَةٌ	a lock		قُفْلٌ
a clock watch		سَاعَةٌ	a radio		مِذْيَاعٌ
a window		شُبَّاكٌ or نَافِذَةٌ	a candle		شَمْعَةٌ
an iron		مِكْوَاةٌ	a telephone		هَاتِفٌ

Exercise 1:

Sort out and copy the above Arabic words into the two boxes provided, according to whether they are masculine or feminine.

Feminine	
5	1 خِزَانَةٌ
6	2
7	3
8	4

Masculine	
5	1
6	2
7	3
8	4

This is ...

هَذَا ، هَذِهِ

This is (feminine form) **هَذِهِ**

This is (masculine form) **هَذَا**

Make sure you learn the correct spelling!

<input checked="" type="checkbox"/>	هَذَا	<input checked="" type="checkbox"/>	هَذَا
<input checked="" type="checkbox"/>	هَذِهِ	<input checked="" type="checkbox"/>	هَذِهِ

هَذَا is pronounced as if it were written with an alif: **هَذَا**

هَذِهِ is pronounced as if it were written with an alif: **هَذِهِ**

In Arabic, when we want to say 'this is' followed by a noun, the word we use for 'this is' will change, depending on whether the noun is masculine or feminine.

هَذَا is used before a masculine noun. e.g. **هَذَا كِتَابٌ** This is a book.













هَذِهِ is used before a feminine noun. e.g. **هَذِهِ مِسْطَرَةٌ** This is a ruler.

Exercise 2: Complete the sentences below by adding **هَذَا** or **هَذِهِ** to match the gender of the following noun.

This is a blackboard.	هَذِهِ سَبُورَةٌ 9	This is a computer.	هَذَا حَاسُوبٌ 1
This is a pen.	قَلَمٌ 10	This is a pencil sharpener.	بَرَايَةٌ 2
This is a ball.	كُرَةٌ 11	This is a ruler.	مِسْطَرَةٌ 3
This is a pair of scissors.	مِقْصٌ 12	This is a box.	صَنْدُوقٌ 4
This is a chair.	كُرْسِيٌّ 13	This is a desk.	مَكْتَبٌ 5
This is a table.	طَاوِلَةٌ 14	This is a bag.	حَقِيْبَةٌ 6
This is an eraser.	مَمْحَاةٌ 15	This is an exercise book.	دَفْتَرٌ 7
This is a book.	كِتَابٌ 16	This is a stapler.	دَبَّاسَةٌ 8

Exercise 3: Copy the words from page 3 into your exercise book, adding the correct Arabic form of 'This is' before each word.


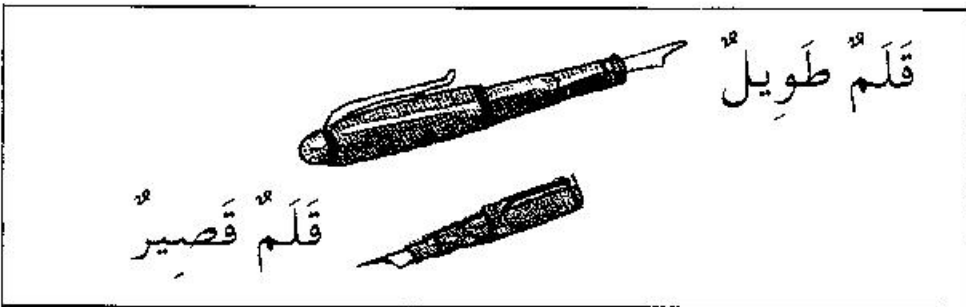

Exercise 4: Choose the correct sentence from the list on the right to copy under each picture.
Pay careful attention to the masculine and feminine forms of 'This is'.



هَذَا مِفْتَاحٌ	هَذِهِ وَسَادَةٌ
هَذَا كِتَابٌ	هَذَا حَاسُوبٌ
هَذَا سَرِيرٌ	هَذِهِ حَقِيْبَةٌ
هَذِهِ بَرَايَةٌ	هَذِهِ غَسَّالَةٌ
هَذَا هَاتِفٌ	هَذِهِ وَسَادَةٌ
هَذِهِ كُرَّةٌ	هَذِهِ مَكْوَاةٌ
هَذَا كُرْسِيٌّ	هَذِهِ أَرِيكَةٌ
هَذِهِ سَاعَةٌ	هَذَا شُبَّاكٌ
هَذَا قَلَمٌ	هَذِهِ مِسْطَرَةٌ
هَذَا بَيْتٌ	هَذِهِ تَلَاجَةٌ

Adjectives

In Arabic, adjectives (describing words) come after the nouns they describe. When the noun is masculine, the adjective will also be masculine. Likewise, when the noun is feminine, the adjective will also be feminine. Adjectives are written after the nouns they describe.



	Feminine	Masculine
small	صَغِيرَةٌ	صَغِيرٌ
large, big	كَبِيرَةٌ	كَبِيرٌ
short	قَصِيرَةٌ	قَصِيرٌ
tall, long	طَوِيلَةٌ	طَوِيلٌ
light	خَفِيفَةٌ	خَفِيفٌ
heavy	ثَقِيلَةٌ	ثَقِيلٌ
new	جَدِيدَةٌ	جَدِيدٌ
old	قَدِيمَةٌ	قَدِيمٌ
open	مَفْتُوحَةٌ	مَفْتُوحٌ
closed	مُغْلَقَةٌ	مُغْلَقٌ

Exercise 5: Translate the phrases below into Arabic. Make sure the adjectives agree with the nouns they describe.

1. A heavy book. _____
2. An open door. _____
3. A new sofa. _____
4. A light bag. _____
5. An old radio. _____
6. A tall candle. _____

And

و

The word for 'and' in Arabic is **و**. It is written as part of the word that it links.

eg. a door **بَابٌ** a door and a window **بَابٌ وَشَبَاكٌ** 'And' is not affected by gender.

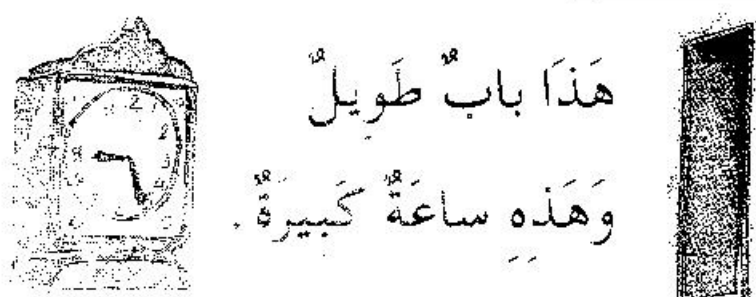
Exercise 6: Practise reading the following sentences and make sure you can understand them.




هَذِهِ دَبَّاسَةٌ قَصِيرَةٌ وَهَذِهِ دَبَّاسَةٌ طَوِيلَةٌ.



هَذَا بَيْتٌ صَغِيرٌ وَهَذَا بَيْتٌ كَبِيرٌ.




هَذَا بَابٌ طَوِيلٌ
وَهَذِهِ سَاعَةٌ كَبِيرَةٌ.



هَذِهِ كُرَّةٌ خَفِيفَةٌ وَهَذِهِ كُرَّةٌ ثَقِيلَةٌ.


Exercise 7: Following the pattern of the examples above, write a description for each picture below in Arabic on the line provided.

This is a new lock and this is an old lock.




..... 1

This is a heavy iron and this is a light bag.



..... 2

This is a long key and this is a short pen.



..... 3

Asking Questions

هَلْ؟ أ؟

هَلْ and أ, which are written at the beginning of a sentence, are two ways of asking questions such as 'Is this...?' in Arabic. e.g. Is this a pen? هَلْ هَذَا قَلَمٌ؟ or أَهَذَا قَلَمٌ؟

Note how أ becomes part of the following word, but هَلْ is written separately.

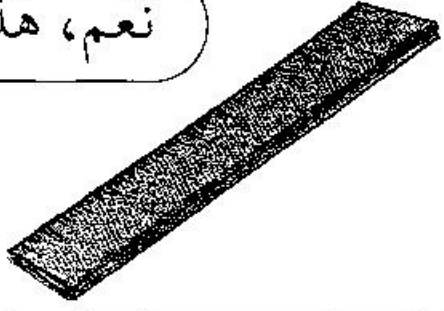
In order to answer this type of question, we need to learn the words for 'yes' and 'no' in Arabic:

Yes = نَعَمْ and no = لَا.

Note also the shape of the question mark in Arabic: ؟

أَهَذِهِ مِسْطَرَةٌ؟


نَعَمْ، هَذِهِ مِسْطَرَةٌ.



Is this a ruler?
Yes, this is a ruler.

هَلْ هَذَا قَلَمٌ؟


لَا، هَذَا مِفْتَاحٌ.



Is this a pen?
No, this is a key.

هَلْ هَذِهِ شَمْعَةٌ؟


نَعَمْ، هَذِهِ شَمْعَةٌ.



Is this a candle?
Yes, this is a candle.

أَهَذَا مَقَصٌّ؟

لَا، هَذِهِ دَبَّاسَةٌ.



Is this a pair of scissors?
No, this is a stapler.

Exercise 8: Copy the following words onto the line provided:

أ أ أ هَلْ هَلْ هَلْ نَعَمْ نَعَمْ نَعَمْ لَا لَا لَا

Exercise 9: Complete the pairs of questions and answers below in Arabic, using the English translation to guide you.

Yes, this is a long pen.



1 هل هَذَا قَلَمٌ طَوِيلٌ؟

Is this a long pen?

No, this is a short ruler.



2 هل هَذِهِ مِسْطَرَةٌ طَوِيلَةٌ؟

Is this a long ruler?

لا، هَذِهِ حَقِيْبَةٌ خَفِيْفَةٌ.

No, this is a light bag.



؟

3

Is this a heavy bag?

نَعَمْ، هَذَا بَيْتٌ كَبِيْرٌ.

Yes, this is a large house.



؟

4

Is this a large house?

No, this is a large clock.



5 هل هَذِهِ سَاعَةٌ صَغِيْرَةٌ؟

Is this a small clock?

نَعَمْ، هَذَا دَفْترٌ جَدِيْدٌ.

Yes, this is a new exercise book.



؟



6

Is this a new exercise book?









What is this?

مَا هَذَا؟ مَا هَذِهِ؟


ما means 'What?' in Arabic. To ask 'What is this?' you follow it with هَذَا or هَذِهِ


 A cat قِطَّةٌ	 A lion أَسَدٌ	What is this? (masculine) مَا هَذَا؟
مَا هَذِهِ؟ هَذِهِ قِطَّةٌ.	مَا هَذَا؟ هَذَا أَسَدٌ.	What is this? (feminine) مَا هَذِهِ؟


Exercise 10:
 Following the pattern of the two examples on the left, write an appropriate question on each of the first lines provided, followed by the correct answers underneath. Remember to pay careful attention to the masculine and feminine forms.


 An owl بَوْمَةٌ	 A monkey قِرْدٌ	 A bee نَحْلَةٌ	 A dog كَلْبٌ
? 4	? 3	? 2	?
 An ostrich نَعَامَةٌ	 A bear دُبٌّ	 A horse حَصَانٌ	 A butterfly فَرَّاشَةٌ
? 8	? 7	? 6	? 5


Exercise 10 (continued)


سُلْحَفَاةٌ

 A tortoise
 ? 12


دَجَاجَةٌ

 A chicken
 ? 11


تَمْسَاحٌ

 A crocodile
 ? 10


فِيلٌ

 An elephant
 ? 9


دُودَةٌ

 A worm
 ? 16


جَمَلٌ

 A camel
 ? 15


ضِفْدَعَةٌ

 A frog
 ? 14

سَمَكَةٌ

 A fish
 ? 13

تُعبَانٌ

 A snake
 ? 20

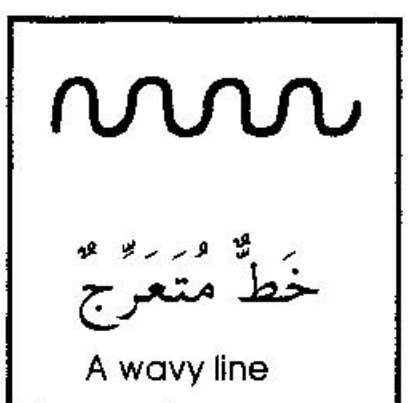

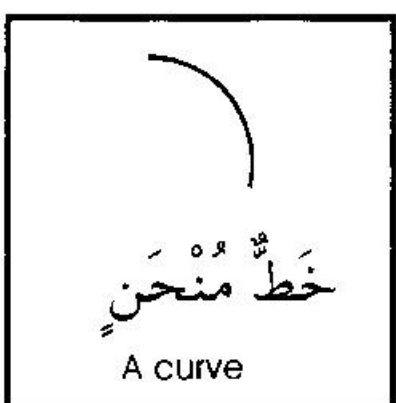


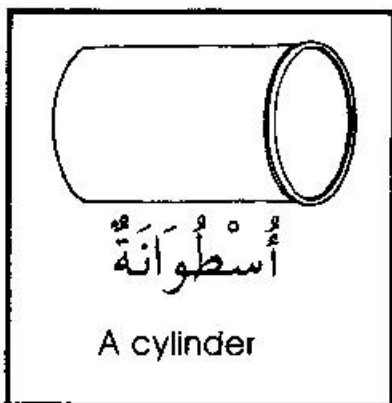
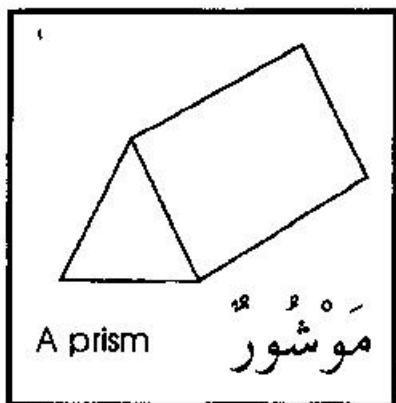
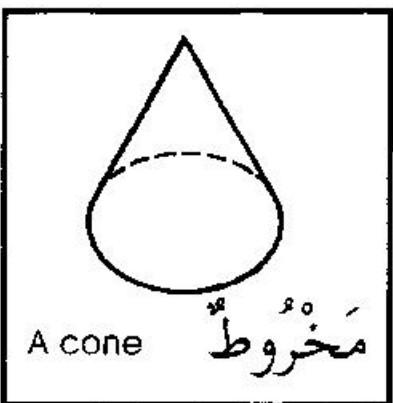
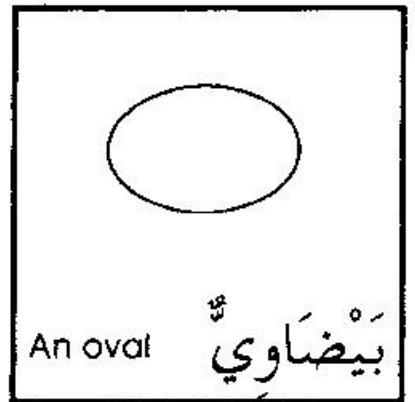
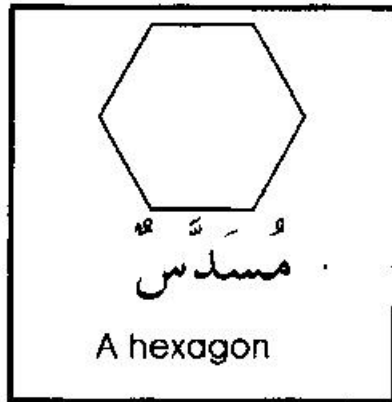
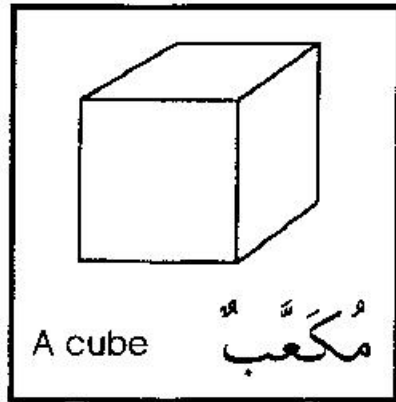
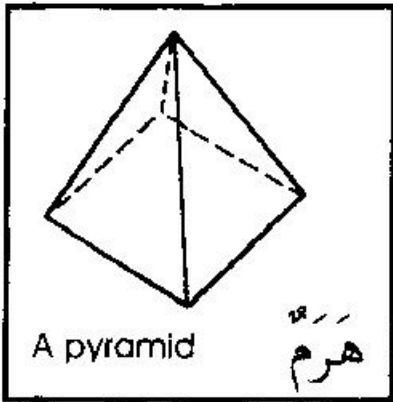

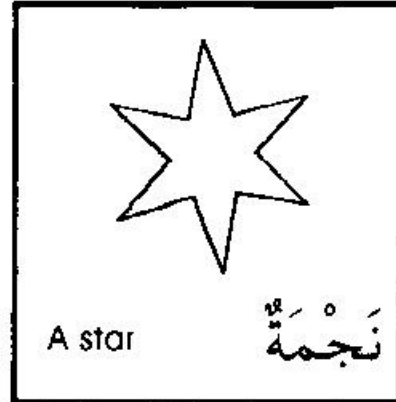

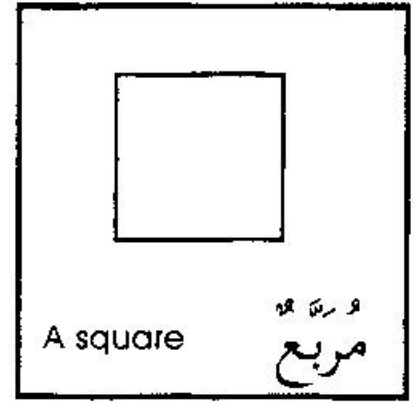
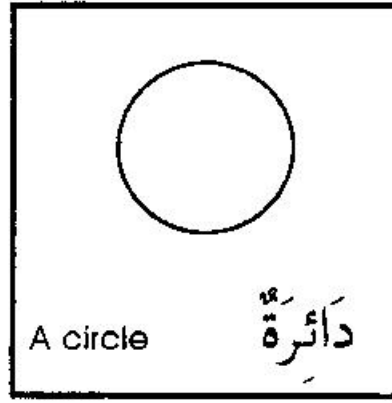
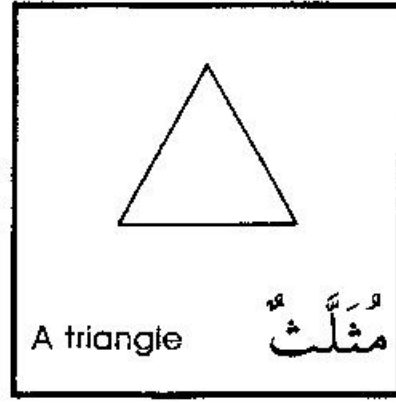

أَرْنَبٌ

 A rabbit
 ? 19

زَرَافَةٌ

 A giraffe
 ? 18

نَمَلَةٌ

 An ant
 ? 17

Lines and Shapes

خُطُوطٌ وَأَشْكَالٌ



Or

أم

أم is one of two words used in Arabic to mean 'or'. It is used when offering a choice between two options.

هل هذه نجمة أم دائرة؟
 هذه نجمة.
 Is this a circle or a star?
 This is a star.

هل هذا مثلث أم قلب؟
 هذا قلب.
 Is this a triangle or a heart?
 This is a heart.

Exercise 11: Following the pattern of the examples above, write a suitable question in each box on the first two lines provided, followed by the correct answer underneath.

5
 ?

1
 ?

6
 ?

2
 ?

7
 ?

3
 ?

8
 ?

4
 ?

That is ...

ذَلِكَ ، تِلْكَ

That is (feminine form): تِلْكَ

That is (masculine form): ذَلِكَ

Make sure you learn the correct spelling!


ذَلِكَ تِلْكَ

ذَلِكَ is pronounced as if it were written with an alif: ذَالِكْ

In Arabic, when we want to say 'that is' followed by a noun, the word we use for 'that is' will change, depending on whether the noun is masculine or feminine.


ذَلِكَ is used before a masculine noun. e.g. ذَلِكَ هِلَالٌ That is a crescent.

تِلْكَ is used before a feminine noun. e.g. تِلْكَ نَجْمَةٌ That is a star



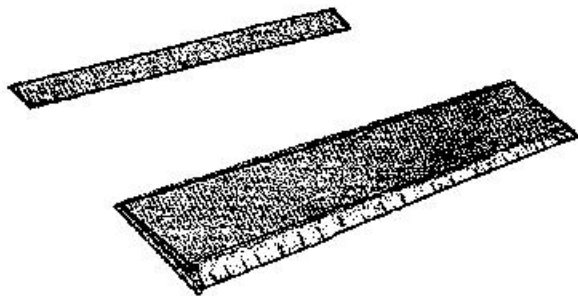
هَذَا حِصَانٌ سَرِيعٌ وَتِلْكَ سُلْحَفَاءٌ بَطِيئَةٌ.

This is a fast horse, and that is a slow tortoise.



هَذَا ثُعْبَانٌ سَمِينٌ وَذَلِكَ ثُعْبَانٌ نَحِيفٌ.

This is a fat snake, and that is a thin snake.




هَذِهِ مِسْطَرَةٌ وَاسِعَةٌ وَتِلْكَ مِسْطَرَةٌ ضَيِّقَةٌ.

This is a wide ruler, and that is a narrow ruler.


Some more adjectives for you to learn

	Feminine	Masculine
fast	سَرِيعَةٌ	سَرِيعٌ
slow	بَطِيئَةٌ	بَطِئٌ
fat	سَمِينَةٌ	سَمِينٌ
thin	نَحِيفَةٌ	نَحِيفٌ
straight	مُسْتَقِيمَةٌ	مُسْتَقِيمٌ
crooked	مَنْحَنِيَّةٌ	مَنْحَنٌ
wide, broad	وَاسِعَةٌ	وَاسِعٌ
narrow	ضَيِّقَةٌ	ضَيِّقٌ
high	مُرْتَفَعَةٌ	مُرْتَفِعٌ
low	مُنْخَفِضَةٌ	مُنْخَفِضٌ


Exercise 12: Write a suitable sentence under each picture on the lines provided using the correct forms of 'This is' and 'That is', as well as the correct forms of adjectives. An example has been done for you.




5




هذه زرافة قصيرة وتلك زرافة طويلة




6



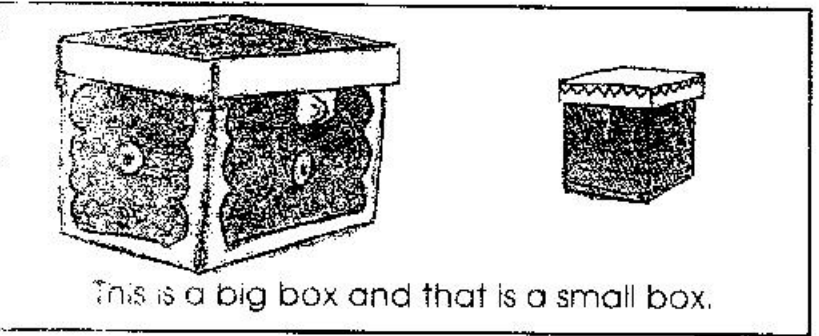
2



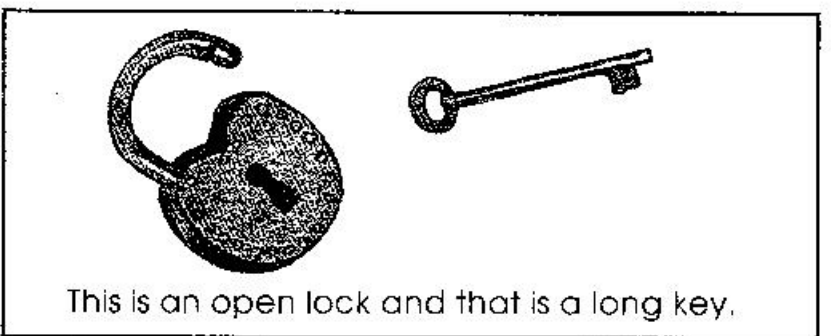
7



3



8



4

The Definite Article: The

Do you remember your sun and moon letters and how they are affected when 'al' (the Arabic word for 'the') comes before them? You may wish to check pages 61 and 62 of 'Gateway to Arabic: Book One' (Starter Book) to refresh your memory. In short, the rules are as follows:

أل joins onto the word it defines.


The أ in أل is a weak letter. Therefore it is always silent (i.e. not pronounced) unless it occurs at the beginning of a sentence.

When أل is followed by a word beginning with a moon letter, then it is written with a sukun on the laam: ألْ .

When أل is followed by a word beginning with a sun letter, then the laam is written without a sukun and it becomes silent (not pronounced). The sun letter after أل takes a shadda ّ .


The word defined by أل loses its tanween ً ٍ ٌ . Instead, the last letter of the word will take either fatha, kasra or damma: َ ِ ُ .

There is one more point to note. Although there is no verb 'to be' in the present tense in Arabic ('am', 'are' and 'is'), it must be added when translating Arabic into English for the sentence or phrase to make sense. See below for examples.




قَلَمٌ قَصِيرٌ .
A short pen.

هَذَا الْقَلَمُ قَصِيرٌ .
This pen is short.




بَيْتٌ صَغِيرٌ .
A small house.

الْبَيْتُ صَغِيرٌ .
The house is small.



نَافِذَةٌ ضَيِّقَةٌ .
A narrow window.

هَذِهِ النَّافِذَةُ ضَيِّقَةٌ .
This window is narrow.



دُودَةٌ طَوِيلَةٌ .
A long worm.





هَذِهِ الدُّودَةُ طَوِيلَةٌ .
This worm is long.

People and Pronouns



Note: When **الـ** is added to **اِمْرَأَةٌ** the word becomes **الْمَرْأَةُ**.

Exercise 13: Copy the appropriate description from the list on the right next to the correct picture.



رَجُلٌ طَوِيلٌ
بِنْتٌ قَصِيْرَةٌ
وَلَدٌ نَحِيْفٌ
اِمْرَأَةٌ سَمِيْنَةٌ
وَلَدٌ سَمِيْنٌ
بِنْتٌ طَوِيْلَةٌ
رَجُلٌ قَصِيْرٌ
اِمْرَأَةٌ نَحِيْفَةٌ

Singular Pronouns

The singular pronouns in Arabic are as follows:



He, it (masc.) (is) هُوَ I (am) أَنَا

She, it (fem.) (is) هِيَ You (masc.) (are) أَنْتَ

You (fem.) (are) أَنْتِ



Do you understand what the people are saying in the pictures below?



Occupations	
doctor (m.)	طَبِيبٌ
doctor (f.)	طَبِيبَةٌ
nurse (f.)	مُمَرِّضَةٌ
teacher (m.)	مُعَلِّمٌ
teacher (f.)	مُعَلِّمَةٌ
butcher (m.)	جَزَّارٌ
baker (m.)	خَبَّازٌ
policeman	شُرْطِيٌّ

Pronouns

The pronouns **هو** and **هي** are used to refer to objects as well as people.



eg. **هَذَا قِطَارٌ . هُوَ قِطَارٌ طَوِيلٌ .**
This is a train. It is a long train.



eg. **هَذِهِ سَيَّارَةٌ . هِيَ سَيَّارَةٌ صَغِيرَةٌ .**
This is a car. It is a small car.

كُرَّةٌ	كُرَّةٌ .	
مِسْطَرَةٌ	مِسْطَرَةٌ .	
بَابٌ	بَابٌ .	
سَرِيرٌ	سَرِيرٌ .	هَذَا
حَقِيبَةٌ	حَقِيبَةٌ .	هَذِهِ
بَيْتٌ	بَيْتٌ .	ذَلِكَ
زَرَافَةٌ	زَرَافَةٌ .	تِلْكَ
أَرْنَبٌ	أَرْنَبٌ .	
تُجْبَانٌ	تُجْبَانٌ .	
نَمَلَةٌ	نَمَلَةٌ .	
صَغِيرٌ / صَغِيرَةٌ		
كَبِيرٌ / كَبِيرَةٌ		
قَصِيرٌ / قَصِيرَةٌ		
طَوِيلٌ / طَوِيلَةٌ		
سَمِينٌ / سَمِينَةٌ		
نَحِيفٌ / نَحِيفَةٌ		
جَدِيدٌ / جَدِيدَةٌ		
مَفْتُوحٌ / مَفْتُوحَةٌ		
قَدِيمٌ / قَدِيمَةٌ		
ضَيِّقٌ / ضَيِّقَةٌ		

Exercise 14: Following the pattern of the two examples provided, select one word from each column in the table above, working from right to left, to make ten of your own pairs of sentences, and write them out on the lines below.

_____ 6 _____ 1

_____ 7 _____ 2

_____ 8 _____ 3

_____ 9 _____ 4

_____ 10 _____ 5

Singular Attached Pronouns

Certain letters can be added to the end of nouns to show to whom the noun belongs. These letters are known as attached pronouns. The singular attached pronouns are shown below. We will look at the others forms (dual and plural) later in the series.

	قِطَّةٌ	كِتَابٌ
my	هَذِهِ قِطَّتِي .	هَذَا كِتَابِي .
your (masc.)	هَذِهِ قِطَّتُكَ .	هَذَا كِتَابُكَ .
your (fem.)	هَذِهِ قِطَّتُكِ .	هَذَا كِتَابُكِ .
his, its	هَذِهِ قِطَّتُهُ .	هَذَا كِتَابُهُ .
her, its	هَذِهِ قِطَّتُهَا .	هَذَا كِتَابُهَا .

The Family

الأسرة



son	ابن	family	أسرة
daughter	ابنة	name	اسم
brother	أخ	husband	زوج
sister	أخت	wife	زوجة
friend (m)	صديق	father	أب
friend (f)	صديقة	mother	أم

Exercise 15: Make sentences saying "This is my ..." using each of the people in the vocabulary box above. Pay attention to the masculine and feminine forms of "This is".


_____ 6	e.g. This is my husband.	هذا زوجي .
_____ 7	_____	_____
_____ 8	_____	_____
_____ 9	_____	_____
_____ 10	_____	_____

Colours









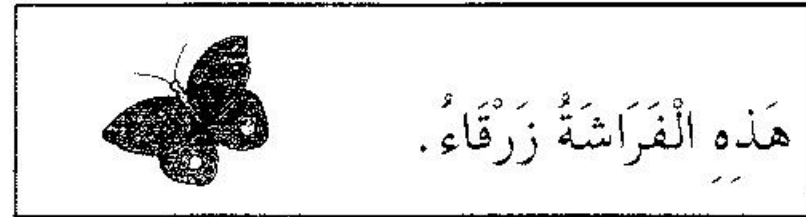




ألوان

As with other adjectives, colours in Arabic have masculine and feminine forms. When a noun is masculine, the colour describing it will also be masculine. Likewise, when a noun is feminine, the colour describing it will also be feminine.

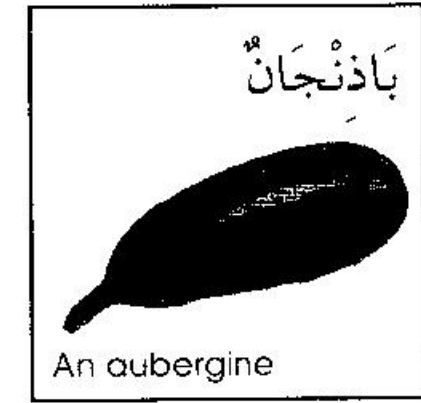

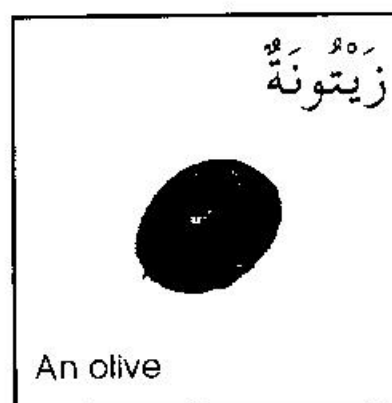






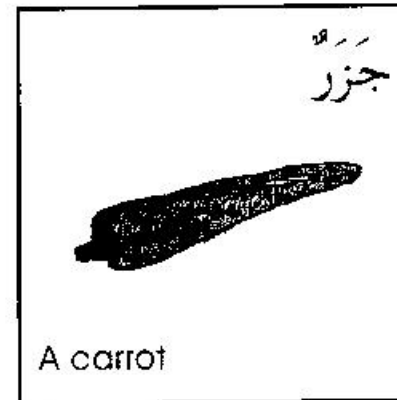
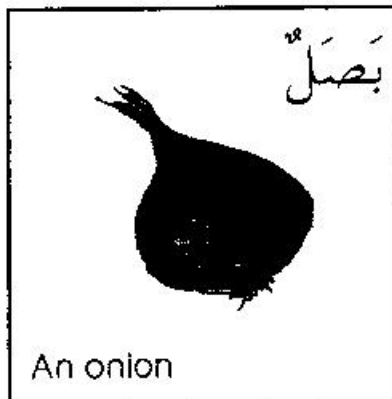






Colours in their masculine form



Colours in their feminine form

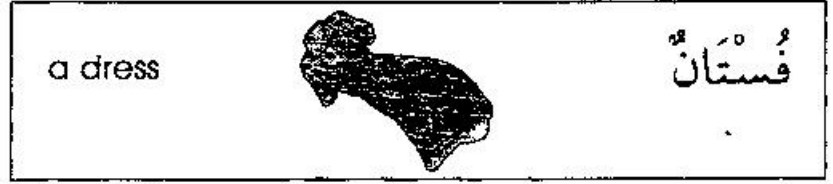



Fruit and Vegetables









Some Items of clothing

مَلَابِسٌ



Some Forms of Transport

مُؤَاَصِلَاتٌ



Rainbow

قَوْسٌ قَزَحٌ



Exercise 16: Label the colours of the rainbow above, using masculine colours on the right and feminine colours on the left. Red has been done for you.

Exercise 17: Translate the following sentences into Arabic on the lines provided. The first two have been done for you.

1. This is a purple car.

هَذِهِ سَيَّارَةٌ أَرْجَوَانِيَّةٌ.

2. This car is purple.

هَذِهِ السَّيَّارَةُ أَرْجَوَانِيَّةٌ.

3. That banana is long and green.

4. This banana is small and yellow.

5. This big ship is red and that small ship is blue.

6. This is a grey car and that is a grey rocket.

7. This bus is orange and that train is brown.


8. This is a black olive and that is a pink peach.

9. This is a brown onion and that is a brown potato.

10. This is a violet lorry and that is a pink plane.

Prepositions

Generally speaking, nouns in the singular form coming immediately after prepositions such as those on the right will end with a kasra.




a bridge جِسْرٌ

a squirrel سِنَجَابٌ

السيارة فوق الجسر. الأسد والسنجاب في السيارة.

The car is on the bridge. The lion and the squirrel are in the car.

Some basic prepositions	
in, at	فِي
under, below	تَحْتَ
on, over, above	فَوْقَ
between	بَيْنَ
in front of	أَمَامَ
behind	خَلْفَ



Exercise 18: Study the picture above carefully, then write sentences below in Arabic on the lines provided to describe the position and colour of each ball.

e.g. The brown ball is on the brown chair.

1 الكُرَّةُ البنيةُ فَوْقَ الكُرْسِيِّ البنيِّ

_____ 4

_____ 5













_____ 6

_____ 2

_____ 3


Some items of clothing

مَلَأْبِسُ

a sock		جَوْرَبٌ	a shirt		قَمِيصٌ
a headscarf		حِجَابٌ	trousers		سُرْوَالٌ
a shoe		حِذَاءٌ	a cap		قَبْعَةٌ
pyjamas		مَنَامَةٌ	a coat		مِعْطَفٌ
a watch		سَاعَةٌ	a dress		فُسْتَانٌ
a belt		حِزَامٌ	a skirt		سُرَّةٌ

Where is...? أَيْنَ means 'Where is...?' in English.

Exercise 19: Study the picture on the right carefully, then answer the four questions below on the lines provided.



e.g. أَيْنَ الْقُبْعَةُ الصَّفْرَاءُ؟

الْقُبْعَةُ الصَّفْرَاءُ فَوْقَ الْكُرْسِيِّ


3 أَيْنَ الْجَوْرَبُ الْقَرْنَفَلِيُّ؟

1 أَيْنَ الْحِذَاءُ الْأَخْضَرُ؟


4 أَيْنَ الْحِزَامُ الْأَسْوَدُ؟

2 أَيْنَ الْمِعْطَفُ الْأَرْجَوَانِيُّ؟


Exercise 20: Study the three pictures carefully, then write a description in Arabic of what you see in each picture. Remember to use the colours and prepositions you have learnt.



_____ 1



_____ 2



_____ 3

Family and Friends



Vocabulary

name اسم



Exercise 21: Translate the following sentences into Arabic on the lines provided.

1. This is my husband. His name is Ahmad.

2. This is my wife. Her name is Mariam.

3. This is my friend. His name is Hasan.

4. This is my friend. Her name is Yasmin.

5. This is Muhammad. He is my friend.

6. This is Fatimah. She is my friend.

Who is ...?

مَنْ؟

So far, we have learnt how to ask 'What is...?' using the word مَا؟




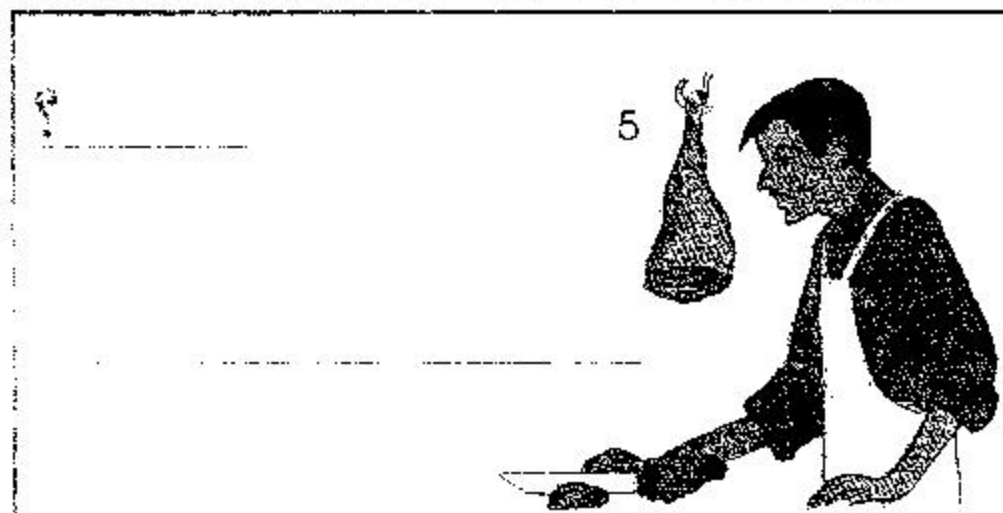


To ask 'Who is ...?' we use the word مَنْ؟

Who is that? (masculine) مَنْ ذَلِكَ؟ Who is this? (masculine) مَنْ هَذَا؟


Who is that? (feminine) مَنْ تِلْكَ؟ Who is this? (feminine) مَنْ هَذِهِ؟



Exercise 22: Following the examples above, write appropriate questions and answers on the lines provided next to each of the pictures below.



Dialogue 1



Vocabulary	
Lord	رَبِّ
Allah	اللَّهِ
The Creator	الْخَالِقُ
Prophet	نَبِيِّ
Religion	دِينُ
Islam	الإِسْلَامُ
Enemy	عَدُوُّ
Satan (Shaytan)	الشَّيْطَانُ

Teacher: Who is your Lord?

المُعَلِّمُ : مَنْ رَبُّكَ؟

Hasan: My Lord is Allah.

حَسَنٌ : رَبِّيَ اللَّهُ.

Teacher: Who is the Creator?

المُعَلِّمُ : مَنْ هُوَ الْخَالِقُ.

Hasan: Allah is the Creator.

حَسَنٌ : اللَّهُ هُوَ الْخَالِقُ.

Teacher: Who is your Prophet?

المُعَلِّمُ : مَنْ نَبِيِّكَ؟

Hasan: Muhammad (may the blessing and peace of Allah be upon him.)

حَسَنٌ : مُحَمَّدٌ صَلَّى اللَّهُ عَلَيْهِ وَسَلَّمَ.

Teacher: What is your religion?

المُعَلِّمُ : مَا دِينُكَ؟

Hasan: My religion is Islam.

حَسَنٌ : دِينِي الإِسْلَامُ.

Teacher: Who is your enemy?

المُعَلِّمُ : مَنْ عَدُوُّكَ؟

Hasan: My enemy is Satan.

حَسَنٌ : عَدُوِّي الشَّيْطَانُ.

Dialogue 2



Direction of prayer	قِبْلَةٌ
Towards (preposition)	نَحْوَ
The Ka'bah	الْكَعْبَةُ
Noble Makkah	مَكَّةُ الْمُكْرَمَةِ
Enlightened Madinah	الْمَدِينَةُ الْمُنَوَّرَةُ
Mosque	مَسْجِدٌ
Al-Aqsa (Name of the third most important mosque in Islam)	الْأَقْصَى
Jerusalem	الْقُدْسُ
Palestine	فِلَسْطِين

Teacher: Where is your qiblah?

Hasan: My qiblah is towards the Ka'bah.

Teacher: Where is the Ka'bah?

Hasan: In Makkah al-Mukarramah.

Teacher: Where is the Prophet's mosque?

Hasan: In Madinat al-Munawwarah.

Teacher: Where is al-Aqsa mosque?

Hasan: In Jerusalem.

Teacher: Where is Jerusalem?

Hasan: In Palestine.

المُعَلِّمُ : أَيْنَ قِبْلَتُكَ؟

حَسَنٌ : قِبْلَتِي نَحْوَ الْكَعْبَةِ.

المُعَلِّمُ : أَيْنَ الْكَعْبَةُ؟

حَسَنٌ : فِي مَكَّةِ الْمُكْرَمَةِ.

المُعَلِّمُ : أَيْنَ مَسْجِدُ الرَّسُولِ؟

حَسَنٌ : فِي الْمَدِينَةِ الْمُنَوَّرَةِ.

المُعَلِّمُ : أَيْنَ الْمَسْجِدُ الْأَقْصَى؟


حَسَنٌ : فِي الْقُدْسِ.

المُعَلِّمُ : أَيْنَ الْقُدْسُ؟

حَسَنٌ : فِي فِلَسْطِينِ.

Family and Friends

Vocabulary	
I have	لِي
hospital	مُسْتَشْفَى
school	مَدْرَسَةٌ
pretty, beautiful	جَمِيلٌ
Jalal	جَلَالٌ
Khalid	خَالِدٌ
from	مِنْ



اسْمِي حَسَنٌ . لِي أُخْتٌ اسْمُهَا نَادِيَةٌ .
 أَبِي رَجُلٌ طَوِيلٌ . اسْمُهُ يُوْسُفٌ .
 وَهُوَ طَبِيبٌ فِي الْمُسْتَشْفَى .
 وَأُمِّي هِيَ مُعَلِّمَةٌ فِي مَدْرَسَتِي .
 هِيَ امْرَأَةٌ قَصِيرَةٌ وَجَمِيلَةٌ .
 اسْمُهَا زَيْنَبٌ .
 لِي صَدِيقٌ اسْمُهُ مُحَمَّدٌ .

Exercise 23: Translate the following passage into Arabic on the lines provided below, using the example above to help you.


My name is Yasmin. I have a brother. His name is Jalal.
 My father is tall and thin. His name is Khalid and he is a teacher in my school.
 My mother (she) is a nurse in the hospital. She is a short and beautiful woman. Her name is Layla.
 I have a friend. Her name is Fatima.

My Room

غرفتي

Vocabulary


room	غرفة
desk	مكتب
wooden (adj.)	خشبي
mirror	مرآة
rectangular (adj.)	مستطيل
hanging	معلق
on	على
wall	جدار
low (height)	منخفض
high	مرتفع
blanket	بطانية
bedspread	مفرش
soft	ناعمة
lamp	مصباح
doll	دمية



فِي غُرْفَتِي: مَكْتَبٌ خَشْبِيٌّ مَرَبَعٌ، وَحَاسُوبٌ جَدِيدٌ، وَمِرْآةٌ مُسْتَطِيلَةٌ مُعَلَّقَةٌ عَلَى الْجِدَارِ، وَسَرِيرٌ مُنْخَفِضٌ. عَلَى سَرِيرِي بَطَانِيَّةٌ حَمْرَاءُ، وَمِفْرَشٌ أَخْضَرٌ، وَوِسَادَةٌ نَاعِمَةٌ زَرْقَاءُ. عَلَى مَكْتَبِي مِصْبَاحٌ قَرْنَفَلِيٌّ، وَتَحْتَ سَرِيرِي دَمِيَّةٌ.

Exercise 24: Translate the description of the bedroom into English on the lines below.

Exercise 25: Look carefully at the picture below. Use the lines to write a description in Arabic of what you see in the picture.



Exercise 26: Have a go at describing your own bedroom in Arabic! Don't forget to use some of the adjectives, including colours, that you have learnt.

Parts of the Body

We learnt at the beginning of this book that almost all nouns ending in taa marbuta are feminine. However, some feminine nouns do not end in taa marbuta. What is more, a few Arabic nouns can be either masculine or feminine!

Feminine Nouns			
hair	شَعْرَةٌ	eye	عَيْنٌ
arm	ذِرَاعٌ	ear	أُذُنٌ
hand	يَدٌ	lip	شَفَاةٌ
leg	رِجْلٌ	tooth	سِنٌّ
foot	قَدَمٌ	tongue	لِسَانٌ
knee	رُكْبَةٌ	forehead	جَبْهَةٌ

Note that many (though not all) of the parts of the body that occur in pairs are feminine.

Masculine Nouns			
body	جِسْمٌ	head	رَأْسٌ
chest	صَدْرٌ	face	وَجْهٌ
stomach	بَطْنٌ	nose	أَنْفٌ
arm	ذِرَاعٌ	cheek	خَدٌ
shoulder	كَتِفٌ	mouth	فَمٌ
elbow	مِرْفَقٌ	tongue	لِسَانٌ
wrist	مِعْصَمٌ	chin	ذَقْنٌ
thumb	إِبْهَامٌ	neck	عُنُقٌ
finger	إِصْبَعٌ	back	ظَهْرٌ

Exercise 27:

Translate the following phrases into Arabic. Make sure the adjectives agree with the nouns. You may choose whether to treat tongue and arm as masculine or feminine nouns.

1. A long face. _____
2. A big head. _____
3. An oval eye. _____
4. Soft hair. _____
5. A red lip. _____
6. A crooked nose. _____
7. A fat cheek. _____
8. A white tooth. _____
9. A small mouth. _____
10. A narrow chin. _____

11. A long neck. _____
12. A long tongue. _____
13. A straight back. _____
14. A broad chest. _____
15. A fat stomach. _____
16. A long arm. _____
17. A short thumb. _____
18. A thin finger. _____
19. A short leg. _____
20. A big foot. _____

Number: The Dual

There are three categories of number in Arabic. So far, all the nouns we have learned have been in their **singular** form. The **plural** form starts from three in Arabic. For now, we are going to learn the dual form, which is used when talking about two of something.

The basic dual form is made by adding the endings **انِ** or **ينِ** to a singular noun.

You will learn later in the series when to use each of these two dual endings.

For example, **كِتَابٌ** 'a book', can be made into 'two books' by adding **انِ** or **ينِ**

i.e. **كِتَابَانِ** or **كِتَابَيْنِ**. Feminine nouns follow the same rules: **كُرْتَيْنِ كُرْتَانِ كُرَّةٌ**

Note how the final **ة** in feminine words changes into an open **taa ت** or **تة** as in

شَفَتَيْنِ شَفَتَانِ شَفَةٌ before the dual endings are added.

Exercise 28: Turn the following singular nouns into dual nouns by adding the dual endings.

Dual ينِ	Dual انِ	Singular	Dual ينِ	Dual انِ	Singular
		مَسْجِدٌ			مُعَلِّمٌ
		بَيْتٌ			مُعَلِّمَةٌ
		قَمِيصٌ			صَدِيقٌ
		مِعْطَفٌ			صَدِيقَةٌ
		سَاعَةٌ			زَوْجَةٌ
		صَارُوخٌ			طَبِيبٌ
		سَفِينَةٌ			مَرْضِيَّةٌ
		حَافِلَةٌ			حَصَانٌ
		قَطَارٌ			دَجَاجَةٌ

Dual Demonstrative Pronouns

These two are, those two are...

So far, we have come across the following demonstrative pronouns: this is (masc.), this is (fem.),

that is (masc.) and that is (fem.): هَذَا ، هَذِهِ ، ذَلِكَ ، تِلْكَ which are used when referring to

singular nouns. When referring to two objects or people, these words must take the following dual forms:

Dual يْنِ (Those two are)	Dual ان (Those two are)	Singular (That is, m.& f.)	Dual يْنِ (These two are)	Dual ان (These two are)	Singular (This is, m.& f.)
ذَيْنِكَ	ذَانِكَ	ذَلِكَ	هَذَيْنِ	هَذَانِ	هَذَا
تَيْنِكَ	تَانِكَ	تِلْكَ	هَاتَيْنِ	هَاتَانِ	هَذِهِ

Exercise 29: Complete the table below, following the example of the first four lines.

Dual ان (These/Those two are)	Singular (This is/That is)
هَذَانِ مُعَلِّمَانِ .	هَذَا مُعَلِّمٌ .
هَاتَانِ مُعَلِّمَتَانِ .	هَذِهِ مُعَلِّمَةٌ .
ذَانِكَ مُعَلِّمَانِ .	ذَلِكَ مُعَلِّمٌ .
تَانِكَ مُعَلِّمَتَانِ .	تِلْكَ مُعَلِّمَةٌ .
	هَذَا صَدِيقٌ .
	هَذِهِ صَدِيقَةٌ .
	ذَلِكَ صَدِيقٌ .
	تِلْكَ صَدِيقَةٌ .

Dual Adjectives

We have already learnt that adjectives have to agree with the nouns they describe in terms of whether they are masculine or feminine. e.g. **بَيْتٌ كَبِيرٌ ، قِطَّةٌ صَغِيرَةٌ**

An adjective describing a noun in the dual form must also take the same dual ending as the noun it

describes. e.g. two big houses:

بَيْتَانِ كَبِيرَانِ ، بَيْتَيْنِ كَبِيرَيْنِ .

two small cats:

قِطَّتَانِ صَغِيرَتَانِ ، قِطَّتَيْنِ صَغِيرَتَيْنِ .

Note that for feminine colours ending in **اء** in the singular, the hamza changes into a **و** in the dual:

e.g. one white ruler: **مِسْطَرَةٌ بَيْضَاءٌ .**

two white rulers: **مِسْطَرَتَانِ بَيْضَاوَانِ ، مِسْطَرَتَيْنِ بَيْضَاوَيْنِ .**

Exercise 30: Translate the English first into the singular Arabic form, and then into the two forms of the dual in the table below. The first one has been done for you.

Dual يْنِ	Dual انِ	Singular	
وَلَدَيْنِ نَحِيفَيْنِ .	وَلَدَانِ نَحِيفَانِ .	وَلَدٌ نَحِيفٌ .	A thin boy
			A small girl
			An open door
			A fast train
			A tall doctor (m.)
			A thin nurse (f.)
			A new bag
			A black pen
			A red car
			A green apple
			A slow tortoise

Number: The Plural

As we have already mentioned briefly, the plural in Arabic starts from the number three. There are three types of plurals in Arabic: the sound (or regular) masculine plural, the sound (or regular) feminine plural, and the broken (or irregular) plural.

The Sound Masculine Plural

The sound masculine plural is relatively easy to learn. As far as nouns are concerned, the sound masculine plural can only be used for male human beings, on the whole. It can also be used to form many adjectives.

The sound masculine plural is formed by adding **ونَ** or **ينَ** to the singular noun.

e.g. **Muslim (man): مُسْلِمٌ** Muslim (men): **مُسْلِمُونَ** or **مُسْلِمِينَ**
patient (masc., adj.): صَابِرٌ patient Muslim (men): **مُسْلِمُونَ صَابِرُونَ**.
 or: **مُسْلِمِينَ صَابِرِينَ**.

An explanation of when to use **ونَ** and when to use **ينَ** will be given later in the series.

Vocabulary: The new words below can all take the sound masculine plural endings. Please learn them, and then try the exercise at the beginning of the next page.

Adjectives		Nouns		Nouns	
hard-working	مُجْتَهِدٌ	farmer, peasant	فَلَّاحٌ	believer	مُؤْمِنٌ
careless	مُهْمِلٌ	cook, chef	طَبَّاحٌ	Muslim	مُسْلِمٌ
righteous, pious	صَالِحٌ	barber	حَلَّاقٌ	muezzin	مُؤَذِّنٌ
truthful	صَادِقٌ	pilot	طَيَّارٌ	butcher	جَزَّارٌ
deceitful, lying	كَاذِبٌ	sailor	مَلَّاحٌ	baker	خَبَّازٌ
famous	مَشْهُورٌ	radio/TV presenter	مُذِّيعٌ	grocer	بَقَّالٌ
unknown, obscure	مَجْهُولٌ	policeman	شُرْطِيٌّ	tailor	خَيَّاطٌ
busy, occupied	مَشْغُولٌ	driver, chauffeur	سَوَّاقٌ	teacher	مُعَلِّمٌ

Number: The Plural

Exercise 31: Translate the English first into the singular Arabic form, and then into the two forms of the sound masculine plural in the table below. The first one has been done for you.

Plural يْنَ	Plural ُونَ	Singular	
مُؤْمِنِينَ صَالِحِينَ	مُؤْمِنُونَ صَالِحُونَ	مُؤْمِنٌ صَالِحٌ	A pious believer A famous presenter
			A careless barber
			A hard-working teacher
			A deceitful grocer
			A truthful policeman
			An unknown sailor
			A busy butcher
			A truthful Muslim

The Sound Feminine Plural

The sound feminine plural is also easy to learn. It is used for nouns which have no sound masculine plural or broken plural, whether they are female human beings, animals, inanimate objects or abstract nouns. However, a sound feminine plural noun is usually followed by an adjective in the feminine singular, unless the noun is a human being, in which case the adjective will take a feminine plural form.

The sound feminine plural is made by adding **آتُ** or **ات** to the singular noun.

e.g. A Muslim (woman): **مُسْلِمَةٌ** Muslim (women): **مُسْلِمَاتُ** or **مُسْلِمَاتٍ**

patient (fem., adj.): **صَابِرَةٌ** patient Muslim (women): **مُسْلِمَاتُ صَابِرَاتُ** or **مُسْلِمَاتٍ صَابِرَاتٍ**

A new fridge: **ثَلَاثَةٌ جَدِيدَةٌ** new fridges: **ثَلَاثَاتُ جَدِيدَةٌ** or **ثَلَاثَاتٍ جَدِيدَةٍ**

An explanation of when to use **آتُ** and when to use **ات** will be given later in the series.

Number: The Plural

The Broken Plural

The broken or irregular plural is one of the more challenging areas of learning Arabic. The plurals of some words that are similar in structure may follow a common pattern, and the student will learn to recognise these with experience. For now, it is best if you learn each plural alongside its singular form. The plurals of most of the irregular nouns and adjectives you have learned so far in this book are given below, along with their singular.

	Plural	Singular		Plural	Singular		Plural	Singular
cupboards	خَزَائِنٌ	خِزَانَةٌ	stomachs	بُطُونٌ	بَطْنٌ	fathers	آبَاءٌ	أَبٌ
lines	خُطُوطٌ	خَطٌّ	girls	بَنَاتٌ	بِنْتٌ	sons	أَبْنَاءٌ	ابْنٌ
circles	دَوَائِرٌ	دَائِرَةٌ	houses	بُيُوتٌ	بَيْتٌ	thumbs	إِبْهَامَاتٌ	إِبْهَامٌ
bears	دَبَابَةٌ	دَبٌّ	apples	تُفَاحَاتٌ	تُفَاحٌ	brothers	إِخْوَانٌ	أَخٌ
exercise books	دَفَاتِرٌ	دَفْتَرٌ	crocodiles	تَمَاسِيحٌ	تِمْسَاحٌ	sisters	أَخَوَاتٌ	أُخْتٌ
religions	أَدْيَانٌ	دِينٌ	snakes	تُعَابِينٌ	تُعْبَانٌ	ears	آذَانٌ	أُذُنٌ
arms	أَذْرَعٌ	ذِرَاعٌ	foreheads	جِبَاهَةٌ	جَبْهَةٌ	rabbits	أَرَابِبٌ	أَرْنَبٌ
chins	أَذْقَانٌ	ذَقْنٌ	walls	جُدُرَانٌ	جِدَارٌ	lions	أَسُودٌ	أَسَدٌ
heads	رُؤُوسٌ	رَأْسٌ	bridges	جُسُورٌ	جِسْرٌ	families	أَسْرٌ	أُسْرَةٌ
men	رِجَالٌ	رَجُلٌ	camels	جِمَالٌ	جَمَلٌ	names	أَسْمَاءٌ	إِسْمٌ
legs	أَرْجُلٌ	رِجْلٌ	socks	جَوَارِبٌ	جَوْرَبٌ	fingers	أَصَابِعٌ	إِصْبَعٌ
wives	أَزْوَاجٌ	زَوْجٌ	scarves	أَحْجَبَةٌ	حِجَابٌ	women	نِسَاءٌ	أَمْرَأَةٌ
trousers	سِرَاوِيلٌ	سِرْوَالٌ	shoes	أَحْذِيَةٌ	حِذَاءٌ	mothers	أُمَّهَاتٌ	أُمٌّ
beds	سُرُرٌ	سَرِيرٌ	belts	أَحْزِمَةٌ	حِزَامٌ	noses	أَنْوْفٌ	أَنْفٌ
teeth	أَسْنَانٌ	سِنٌّ	horses	أَحْصِنَةٌ	حِصَانٌ	doors	أَبْوَابٌ	بَابٌ
windows	شِبَابِيكٌ	شِبَاكٌ	bags	حَقَائِبٌ	حَقِيْبَةٌ	parrots	بَبْغَاوَاتٌ	بَبْغَاءٌ
hair	شَعْرَاتٌ	شَعْرَةٌ	cheeks	خُدُودٌ	خَدٌ	oranges	بَرْتَقَالَاتٌ	بَرْتَقَالٌ

	Plural	Singular		Plural	Singular		Plural	Singular
elbows	مِرَافِقٌ	مِرْفَقٌ	feet	أَقْدَامٌ	قَدَمٌ	lips	شَفَاهُ	شَفَّةٌ
mosques	مَسَاجِدٌ	مَسْجِدٌ	monkeys	قِرَدَةٌ	قِرْدٌ	ships	سُفُنٌ	سَفِينَةٌ
rulers	مَسَاطِرٌ	مِسْطَرَةٌ	trains	قَطَارَاتٌ	قَطَارٌ	devils	شَيْاطِينٌ	شَيْطَانٌ
lamps	مَصَابِيحٌ	مِصْبَاحٌ	cats	قَطَطٌ	قِطَّةٌ	rockets	صَوَارِيخٌ	صَارُوخٌ
wrists	مِعَاصِمٌ	مِعْصَمٌ	hearts	قُلُوبٌ	قَلْبٌ	chests	صُدُورٌ	صَدْرٌ
coats	مِعَاطِفٌ	مِعْطَفٌ	pens	أَقْلَامٌ	قَلَمٌ	friends (m.)	أَصْدِقَاءٌ	صَدِيقٌ
keys	مِفْتَاحِيحٌ	مِفْتَاحٌ	shirts	قُمُصَانٌ	قَمِيصٌ	boxes	صِنَادِيْقٌ	صَنْدُوْقٌ
scissors	مِقْصَّاتٌ	مِقْصٌ	books	كُتُبٌ	كِتَابٌ	frogs	ضِفَادِعٌ	ضِفْدَعٌ
desks	مِكَاتِبٌ	مِكْتَبٌ	shoulders	أَكْتِافٌ	كَتِفٌ	doctors	أَطْبَاءٌ	طَبِيبٌ
cubes	مُكْعَبَاتٌ	مُكْعَبٌ	chairs	كُرَاسِيٌ	كُرْسِيٌّ	backs	ظُهُورٌ	ظَهْرٌ
stars	نُجُومٌ	نَجْمٌ	dogs	كِلَابٌ	كَلْبٌ	enemies	أَعْدَاءٌ	عَدُوٌّ
phones	هَوَاتِفٌ	هَاتِفٌ	tongues	أَلْسِنٌ	لِسَانٌ	rooms	غُرَفٌ	غُرْفَةٌ
pyramids	أَهْرَامٌ	هَرْمٌ	colours	أَلْوَانٌ	لَوْنٌ	necks	أَعْنَاقٌ	عُنُقٌ
faces	وُجُوهُ	وَجْهٌ	triangles	مِثْلَثَاتٌ	مِثْلَثٌ	eyes	عَيُونٌ	عَيْنٌ
boys	أَوْلَادٌ	وَلَدٌ	mirrors	مِرَايَا	مِرَاةٌ	mouths	أَفْوَاهٌ	فَمٌ
hands	أَيْدٍ	يَدٌ	squares	مُرَبَّعَاتٌ	مُرَبَّعٌ	elephants	أَفْيَالٌ	فَيْلٌ

Broken Plurals of Adjectives: These are usually used for describing male human beings. Use sound feminine singular adjectives to describe plural objects, and sound feminine plural adjectives to describe plural female humans.

Examples

	Plural	Singular		Plural	Singular		Plural	Singular
Tall boys	أَوْلَادٌ طَوَالٌ							
Tall girls	بَنَاتٌ طَوِيلَاتٌ		slow	بِطَاءٌ	بِطِيءٌ	small	صِغَارٌ	صَغِيرٌ
Long pens	أَقْلَامٌ طَوِيلَةٌ		fat	سِمَانٌ	سَمِينٌ	new	جَدِيدٌ	جَدِيدٌ
Long rulers	مَسَاطِرٌ طَوِيلَةٌ		thin	نَحَافٌ	نَحِيفٌ	fast	سَرِيعٌ	سَرِيعٌ

Plural Demonstrative Pronouns

These are, those are...

So far we have come across the singular and dual demonstrative pronouns. We are now going to learn how to use demonstrative pronouns to refer to plural nouns. You need to follow different rules depending on whether you are referring to objects/items, or people.

1. Demonstrative pronouns with objects

The singular feminine demonstrative pronouns **هَذِهِ** and **تِلْكَ** are used when referring to plural non-human items, no matter whether they are masculine or feminine.

These are spoons **هَذِهِ مَلَاعِقُ**. These are pens **هَذِهِ أَقْلَامٌ**.

Those are giraffes **تِلْكَ زَرَافَاتٌ**. Those are rabbits **تِلْكَ أَرَانِبٌ**.

2. Demonstrative pronouns with people

Special demonstrative pronouns are used when referring to humans in the plural.

هَؤُلَاءِ means "These are" and is used both for masculine and feminine people.

أُولَئِكَ means "Those are" and is also used both for masculine and feminine people.

These are girls **هَؤُلَاءِ بَنَاتٌ**. These are boys **هَؤُلَاءِ أَوْلَادٌ**.

Those are girls **أُولَئِكَ بَنَاتٌ**. Those are boys **أُولَئِكَ أَوْلَادٌ**.

These are nurses (f.) **هَؤُلَاءِ مُمَرِّضَاتٌ**. These are doctors (m.) **هَؤُلَاءِ أَطِبَاءٌ**.

Those are teachers (f.) **أُولَئِكَ مُعَلِّمَاتٌ**. Those are teachers (m.) **أُولَئِكَ مُعَلِّمُونَ**.

Plural	Dual	Singular	Summary: This is... /These are...
هَذِهِ أَقْلَامٌ	هَذَانِ قَلَمَانِ	هَذَا قَلَمٌ	Masculine object(s)
هَذِهِ مَلَاعِقُ	هَاتَانِ مَلْعَقَتَانِ	هَذِهِ مَلْعَقَةٌ	Feminine object(s)
هَؤُلَاءِ أَوْلَادٌ	هَذَانِ وَكْدَانِ	هَذَا وَكْدٌ	Masculine person/people
هَؤُلَاءِ بَنَاتٌ	هَاتَانِ بِنْتَانِ	هَذِهِ بِنْتُ	Feminine person/people

Exercise 32: Study the rules governing demonstrative pronouns on the previous pages carefully. Then copy out each word from the box at the bottom of the page under the correct heading in the table below. There are fourteen appropriate words for each column heading. Your mission is to find them!

هَذِهِ	هَؤُلَاءِ	هَذَا
		1
		2
		3
		4
		5
		6
		7
		8
		9
		10
		11
		12
		13
		14

رَأَيْتُ سَاعَةً مُرَضَّةً فِيهِ مُسْلِمُونَ قِطَارٌ أُمَّهَاتٌ حِصَانٌ بُرْتُقَالٌ صَدِيقَاتٌ
 قَطَطٌ سَيَّارَاتٌ قَمِيصٌ مُسْلِمَاتٌ أُمَّ صَادِقُونَ أَطِبَاءٌ قِطَارَاتٌ آبَاءٌ بَابٌ جَزَارٌ
 أَصْدِقَاءُ طَيَّارٌ كِرَاسِيٌّ سَفِينَةٌ ثَلَاجَةٌ أَبٌ مَنَحَاةٌ جِمَالٌ امْرَأَةٌ مَشْهُورُونَ
 صِنَادِيقٌ حَاسِبٌ رِجَالٌ حِزَامٌ دَفْتَرٌ بَيْتٌ هِلَالٌ بَنَاتٌ طَيَّارُونَ صَادِقَاتٌ بِنْتُ

Numbers from 1 to 10

As with nouns and adjectives, numbers also have masculine and feminine forms. In this book, we will begin with the numbers 1 to 10 and learn the rules governing them.

Numbers 1 and 2

وَأَحَدٌ and وَاحِدَةٌ are seldom used in Arabic because you can convey the idea that a noun is singular simply by adding tanween **ُ** to the end of a word.

Therefore كِتَابٌ conveys the meaning 'a (one) book'.

Similarly, the numbers اِثْنَانِ and اِثْنَانٍ are seldom used because you would use the dual to show that there are two of a particular noun.

Therefore كِتَابَيْنِ and كِتَابَانِ convey the idea of 'two books'.

Numbers 3 to 10

One of the interesting and important points to note about using the numbers from 3 to 10 in Arabic is that the feminine form of numbers is used when referring to masculine nouns, and the masculine form of numbers is used when referring to feminine nouns! The nouns will be in their plural form, and will end with two kasras (in the indefinite form).

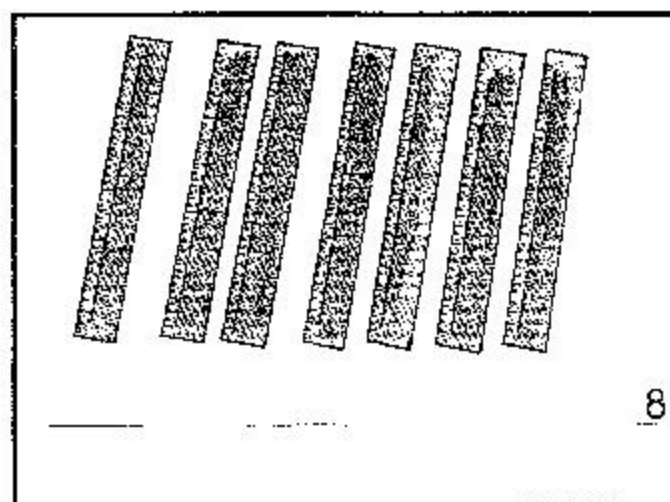

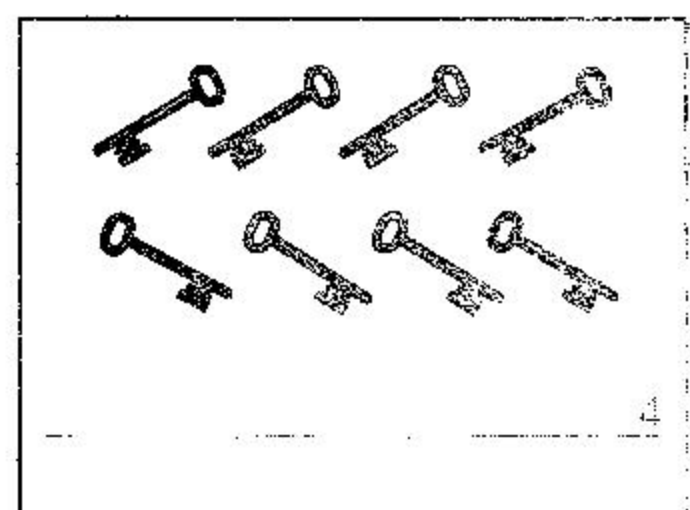
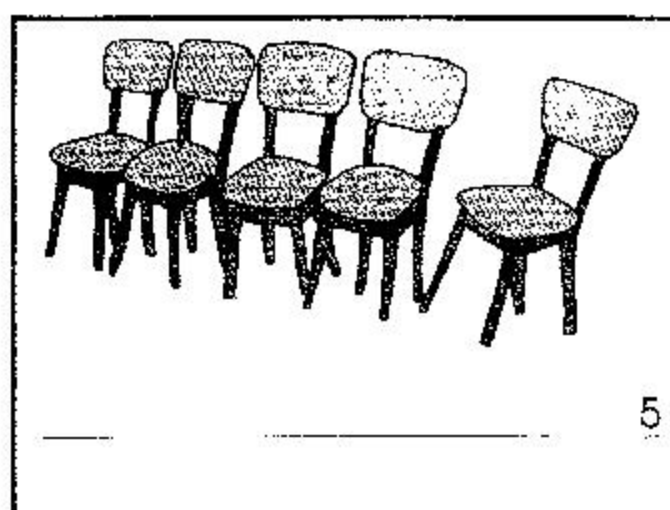


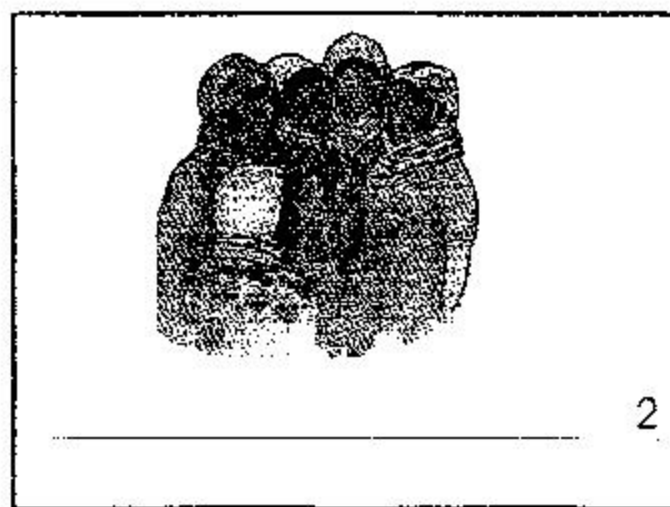

	Fem.	Masc.	
1	وَاحِدَةٌ	وَاحِدٌ	١
2	اِثْنَانٍ	اِثْنَانِ	٢
3	ثَلَاثَةٌ	ثَلَاثٌ	٣
4	أَرْبَعَةٌ	أَرْبَعٌ	٤
5	خَمْسَةٌ	خَمْسٌ	٥
6	سِتَّةٌ	سِتٌّ	٦
7	سَبْعَةٌ	سَبْعٌ	٧
8	ثَمَانِيَةٌ	ثَمَانٍ	٨
9	تِسْعَةٌ	تِسْعٌ	٩
10	عَشْرَةٌ	عَشْرٌ	١٠

Feminine nouns			Masculine nouns		
	Plural	Singular		Plural	Singular
three cars	ثَلَاثُ سَيَّارَاتٍ .	سَيَّارَةٌ	three books	ثَلَاثَةُ كُتُبٍ .	كِتَابٌ
four girls	أَرْبَعُ بَنَاتٍ .	بِنْتٌ	four boys	أَرْبَعَةُ أَوْلَادٍ .	وَلَدٌ

Exercise 33: Complete the table below using the correct masculine and feminine word numbers.

Fem.	Masc.		Fem.	Masc.
		٨		٧
		١		٥
		٤		٢
		٩		١٠
		٣		٦

Exercise 34: Count the number of items in each picture and write a phrase in Arabic to describe what you see following the pattern of the example provided. Make sure you match the correct number forms to the nouns.



Numbers in Use

The prayers and their number of rak'ahs

The Dawn Prayer: two rak'ahs

The Noon Prayer: four rak'ahs

The Afternoon Prayer: four rak'ahs

The Sunset Prayer: three rak'ahs

The Evening Prayer: four rak'ahs

الصَّلَوَاتُ الْخَمْسُ وَعَدَدُ رَكَعَاتِهَا

صَلَاةُ الْفَجْرِ رَكَعَتَانِ

صَلَاةُ الظُّهْرِ أَرْبَعُ رَكَعَاتٍ

صَلَاةُ الْعَصْرِ أَرْبَعُ رَكَعَاتٍ

صَلَاةُ الْمَغْرِبِ ثَلَاثُ رَكَعَاتٍ

صَلَاةُ الْعِشَاءِ أَرْبَعُ رَكَعَاتٍ

Vocabulary

prayer/prayers صَلَاةٌ ، صَلَوَاتٌ

number عَدَدٌ

rak'ah (prayer unit) رَكَعَةٌ ، رَكَعَاتٌ

dawn فَجْرٌ

noon ظُهْرٌ

afternoon عَصْرٌ

sunset مَغْرِبٌ

evening عِشَاءٌ

day/ days يَوْمٌ ، أَيَّامٌ

week أُسْبُوعٌ ، أُسَابِيعٌ

Days of the week أَيَّامُ الْأُسْبُوعِ :

Sunday يَوْمُ الْأَحَدِ

Monday يَوْمُ الْإِثْنَيْنِ

Tuesday يَوْمُ الثَّلَاثَاءِ

Wednesday يَوْمُ الْأَرْبَعَاءِ

Thursday يَوْمُ الْخَمِيسِ

Friday يَوْمُ الْجُمُعَةِ

Saturday يَوْمُ السَّبْتِ

Nationalities and Countries

إِنَّا خَلَقْنَاكُمْ مِنْ ذَكَرٍ وَأُنْثَىٰ وَجَعَلْنَاكُمْ شُعُوبًا وَقَبَائِلَ لِتَعَارَفُوا إِنَّ أَكْرَمَكُمْ عِنْدَ اللَّهِ أَتْقَاكُمْ .

We have created you all out of a male and a female, and have made you into nations and tribes, so that you might come to know one another. Verily, the noblest of you in the sight of God is the one who is most deeply conscious of Him. (Surat al-Hujurat, ayah 13)

Where are you from?	من أين أنت؟	Selected Countries			
- Where are you (m.) from?	من أين أنت؟	Afghanistan	أَفْغَانِسْتَان	Saudi Arabia	السُّعُودِيَّة
- I am from Jordan.	أَنَا مِنَ الْأُرْدُنِّ .	Pakistan	بَاكِسْتَان	Kuwait	الْكُوَيْت
I am Jordanian.	أَنَا أُرْدُنِيٌّ .	Bangladesh	بَنْغَلَادِيش	Iraq	العِرَاق
- Where is she from?	من أين هي؟	Malaysia	مَالِيْزِيَّة	Jordan	الأُرْدُنِّ
- She is from Pakistan.	هي من باكستان	Indonesia	إِنْدُونِيسِيَّة	Emirates	الإِمَارَات
She is Pakistani.	هي باكستانية .	Nigeria	نِيْجِيْرِيَّة	Qatar	قَطَرْ
		Senegal	السِّنْغَال	Oman	عُمَان
		Kenya	كِينِيَّة	Egypt	مِصْر
		India	الهِند	Yemen	اليَمَن
		Britain	بَرِيْطَانِيَّة	Palestine	فِلَسْطِين
		England	إِنْكِلْتَرَة	Syria	سُورِيَّة
		Scotland	اسْكُوتْلَنْدَة	Lebanon	لُبْنَان
		Ireland	إِرْلَنْدَة	Sudan	السُّوْدَان
		America	أَمْرِيْكَة	Algeria	الْجَزَائِر
		Canada	كَنْدَا	Morocco	المَغْرِب
		Australia	أُسْتْرَالِيَّة	Tunisia	تُونِس
		China	الصِّيْن	Somalia	الصُّومَال
		Japan	الْيَابَان	Turkey	تُرْكِيَّة
		France	فِرَنْسَة	Iran	إِيْرَان

Exercise 35: Translate the following sentences into Arabic in your exercise books.

- Where is he from?
He is from Iraq. He is Iraqi.
- Where is she from?
She is from Syria. She is Syrian.
- Is she British?
Yes, she is British.
- Is he Nigerian?
No, he is Somalian.
- Are you (m.) from Bangladesh?
No, I'm from India. I am Indian.
- Are you (f.) Palestinian?
No, I'm from Jordan. I am Jordanian.
- Where are you (f.) from?
I am from Egypt. I am Egyptian.
- Where are you (m.) from?
I am from Pakistan. I am Pakistani.